

GESELLIG AFRIKAANS 1:

(UFS module code: AAFL1512 S)

Learn to speak Afrikaans / LEER AFRIKAANS PRAAT

*The text in brackets or capital letters, in **this** document, is written in Afrikaans*

Outline of the course *Gesellig Afrikaans 1* / RAAMWERK VAN DIE KURSUS GESELLIG AFRIKAANS 1

Who can enrol? / WIE KAN INSKRYF?

The course (*Gesellig Afrikaans 1*) is aimed at students who are 16 years and older **with NO passive and / or prior knowledge of Afrikaans** as a foreign language (*such as* completing the basic course, *Gesellig Afrikaans 1*).

The basic course (*Gesellig Afrikaans 1*) focuses on vocabulary, pronunciation, listening skills, and basic Afrikaans communication. The successful completion of the basic course can give you access to the advanced course (*Gesellig Afrikaans 2*).

Course duration and time frame / KURSUSDUUR EN TYDSRAAMWERK

The course is only open for 20 weeks after the administrator enrolled the student and activated the course. This implies that the course work (checklist, units and themes) and formal final assessment must be completed within 20 weeks.

Take note of the course timer (KURSUSAFTELLER) to complete the work in time.

Recommended time schedule:

Week 1: Admission page, (a preview of some Afrikaans music, vocabulary, study course outline)

Weeks 2-17: All eight themes should be completed, including the audio recordings in the themes. Note that at the end of each theme you will need to upload audio recordings on the given tasks / complete and submit certain exercises before you will be able to continue to the next theme. This will include the following:

- Vocabulary lists
- Audio recordings to be submitted
- Idiomatic expressions
- Crossword puzzles
- Grammar / comprehension / vocabulary exercises on music

Weeks 18-19: Do revision of all the work you have done up to that point. Prepare for the final assessment (download and study the text relevant to the final assessment test).

Week 20 (final week): You get one chance to complete the final assessment test. The test must be submitted within a specific time limit.

Applications / AANSOEKE  are only submitted between:

15 January – 31 May


Additional material needed for the course / EKSTRA MATERIAAL BENODIG VIR DIE KURSUS

This online course requires you to have internet access and to buy a bilingual Afrikaans dictionary before starting the course. Students must buy or get hold of a bilingual dictionary of Afrikaans, such as *Pharos Bilingual Dictionary*, *Pharos Bilingual School Dictionary*, or *Pharos Basic Afrikaans*. *Pharos Basic Afrikaans* includes the top 1000 words and phrases in Afrikaans.


With such a dictionary you will be able to complete (as self-study) the provided crossword puzzles to learn your first words in Afrikaans even before you officially start with the course work.

You need to be able to upload audio files and make recordings to enrol and you have to complete the course and formal assessment within 20 weeks after enrolment.

Navigation of the course / KURSUSNAVIGASIE

In terms of the navigation functions (NAVIGASIEFUNKSIES) in this manual, the words in capital letters are the correct AFRIKAANS term for the English equivalents, such as the reference to self-study work (SELFSTUDIEWERK) and Bookshelf  (BOEKRAK).

A. By visiting the Gesellig Afrikaans course site you will immediately have access to the following:

- Music texts  (MUSIEKTEKSTE) such as the National Anthem of South Africa, the University of the Free State Anthem and *Afrikaners is plesierig* by Afrikaans rock star, Karen Zoid
- An application form, which can be completed in order to activate admission and to generate an invoice

B. Course work:

The course is structured in such a way as to give students a broad overview of Afrikaans as foreign language within 20 weeks.

AANSOEK EN BETALING / Application and Payment



The first step to apply for the course is to complete the application form, which can be found on the Gesellig Afrikaans website (<http://www.gesellig-afrikaans.org>).

In order to start the course the student must go through the following steps. Firstly, the student must download and complete the application form and then email the completed application to Prof Angelique van Niekerk at vnieka@ufs.ac.za, and geselligafrikaans@gmail.com

Secondly, after this application has been received, an **invoice** with payment instructions and **customer reference number** will be emailed to the student. The student must then pay for the course and the proof of payment must also be emailed to the above addresses. As soon as the proof of payment has been received, the administrator will enrol the student and activate the course. The student will be notified via e-mail of the course access.

At the activation of the course the 20 weeks of the course duration will start. This implies that all learning and continuous assessment, as well as the final assessment, must be completed within 20 weeks.

Please email an enquiry to the following addresses if, after five working days after your application, you have not received the invoice:

Email addresses for all enquiries:

geselligafrikaans@gmail.com


And

vnieka@ufs.ac.za



Basic structure / BASIESE STRUKTUUR



1. Grammar / GRAMMATIKA

- Eight Grammar themes (each theme contains new vocabulary, a listening component, and a pronunciation component)
- Students must complete all the exercises in the themes within the 20 weeks provided before the final assessment will be available.
- At least one theme needs to be completed every two weeks (there are eight themes in Gesellig Afrikaans 1) for the duration of the course. Keep the course timer in mind to complete the exercises and still have enough time left to prepare for the final assessment in week 20.
- SUBMIT the theme exercises to self-assess your level of understanding before continuing to the next theme. The next theme will only be available if you have fully completed the previous theme. Multiple attempts are allowed, but when you “final submit” an exercise or audio file, no further attempts will be possible.
- Exercises are based on the bookshelf (BOEKRAK)  **A total of eight themes with their exercises (vocabulary, comprehension and grammar) must be completed.** These units are presented in a specific order to cover some of the basic grammar rules of Afrikaans.



Consult the bookshelf  (BOEKRAK) in the support material  (ONDERSTEUNINGSMATERIAAL) for an overview of all the grammar units and constructions in Afrikaans and whenever you struggle to complete a grammar self-study task.

2. Oral component / MONDELINGKOMPONENT : Listening and recording tasks, based on:

- Afrikaans sounds;
- listening and reading of given Afrikaans jokes, sentences, etc.;
- Afrikaans dialogue templates to help you can be found in the support material; and
- a few written assignments based on listening exercises.

3. The formal FINAL assessment / FINALE ASSESSERING is based on a text (AFRIKAANS text with ENGLISH support).

Grammar, comprehension and vocabulary questions similar to the format of the themes must be answered in Afrikaans based on the **given text that you need to download and prepare 14 days before attempting the test.**

Keep in mind that all the course work and final assessment must be completed within 20 weeks after enrolment. A final mark of at least 50% is required to pass this course.

4. Support material / ONDERSTEUNINGSMATERIAAL:

This section will be available for the duration of the course and assessment (20 weeks) Support material includes Afrikaans music, sound clips in Afrikaans, simple jokes in Afrikaans, grammar summaries, etc.)

Students are requested to download all the support material, such as the music, grammar summary in the Bookshelf, etc. before attempting the final test. Students may keep the material for their own use / future reference after completion of the course. The course content will be closed after the final test.

The support material will be of great value to enhance your understanding and competency in Afrikaans, even after the completion of the course.

Support material for the different themes which you can access includes:

For grammar use:


A) In both courses the basic grammar constructs are explained in the course bookshelf



(BOEKRAK) for the interested learner who wishes to do more self-study.


For Vocabulary use:


B) The list of idiomatic expressions  (IDIOMATIESE UITDRUKKINGS), based on dictionaries such as *Spreekwoorde en waar hulle vandaan kom* by Anton Prinsloo.


C) The vocabulary homework  (WOORDESKAT HUISWERK), as is found in the crossword puzzles, which are based on the 1000 most frequently used words in Afrikaans.



For pronunciation and listening:

D) Pronunciation  (UITSPRAAK)




- Download, listen and practise the pronunciation  (UITSPRAAK) of the sound patterns (KLANKPATRONE) in Afrikaans.

- Jokes  (GRAPPIES): A list of jokes with audio support are included to practise throughout the course and before attempting to do the final listening and final test assessment.

- Dialogue templates  (DIALOGOTEMPLATE): A list of dialogue templates with audio support are included to practise throughout the course and before you attempt to do the final assessment. Use the templates to prepare yourself before you make and upload your own required audio recordings.

- Download and listen to the audio files of the music  (MUSIEK) available in the course. The audio files, as well as lyrics are included and should be listened to before attempting to complete the open word self-assessment tests in the different themes.
- Movies  (FILMS): A list of Afrikaans movies (with subtitles) is included. Students can try to obtain access to any of the listed films but for their convenience two films in AFRIKAANS are available via this link. Use the subtitles to help you understand the movie. You will be asked to submit feedback (oral and listening component of the assessment) on each movie.

Checklist / (KONTROLELYS) before the final assessment attempt. 

- Complete and submit all the written exercises (open word sheets  / cross word puzzles  / reports / exercises within each theme based on the audio files )
- Complete and submit all the audio files required to assess your listening and pronunciation competency in each theme
- Complete and submit the written lists of ten new words in each theme
- Complete and submit the exercises based on the various idioms as indicated in the themes
- Check that you have “final submit”-ed all the exercises.
- Download the instructions for the final test.
- Download the text to prepare for the final test.

5. Final assessment (FINALE ASSESSERING):


Note that your final mark for the course will consist of marks allocated for the work you have done before the final assessment (50% of the final mark) and the mark that you will receive for the final test (50% of the final mark).

When you have completed the eight themes and the recommended work in the checklist



(KONTROLELYS) you can start the final assessment by downloading the text






(TEKS) and test instructions (TOETSINSTRUKSIES) . This text is available in both English and Afrikaans to help you prepare for the test.

The TEXT (Afrikaans and English) on which the test question paper is based, is to be downloaded at least ten days before the test to prepare yourself. The format of the paper is similar to the exercises in the themes (vocabulary, comprehension, grammar questions).

Your answers (for example typed in a word document) to the questions in the PAPER must be uploaded within 120 minutes after you have downloaded the question paper. Download the question paper, complete it, and upload your answer sheet (MS Word or PDF format) again within 120 minutes.

- The test has three components, based on the given Afrikaans text (Use the English text to prepare from if needed.)

- Vocabulary  (WOORDESKAT)
- Comprehension  (BEGRIP)
- Grammar  (GRAMMATIKA)



Certificate / (SERTIFIKAAT)

When you have successfully completed the course (see the checklist, themes) and passed the final assessment test, you will receive an official certificate from the University of the Free State, stating that you have successfully completed the Short Learning Programme. The certificate will be issued within one month after writing and passing the final test and the rest of the evaluations.

You will receive your final marks within 30 days of final submission. Your official certificate will be sent to your postal address, as indicated on the application form